



Facebook Traffic Guide

All in one guide for getting traffic via Facebook

Now, you DO HAVE resale rights.

You can distribute this e-book either as a gift, bonus or extras or for the price whatever you like.

LIMITATION OF LIABILITY/DISCLAIMER OF WARRANTY

The author of this e-book has done his best to ensure that the information contained herein is valid, truthful information. However, he makes no claim or warranty, expressed or implied, as to the accuracy, applicability, fitness, or completeness of said information.

By reading this e-book, you acknowledge that you will not hold the author liable for any loss or other damages that may occur as a result of any of the information in this e-book.

EARNINGS DISCLAIMER

The earnings that you actually experience will depend on the amount of labor that you put into your efforts as well as your ability, experience, education, market trends, search engine algorithms, and many more personal and external factors. We do not guarantee or otherwise promise that you will earn any particular amount of money.

That said, it is possible to make money online. Making money from this method(s) is the personal experience of the author. Now more and more internet users are using this method and we hope that this method can also help you to make money.

Traffic is the key for the success of every website. Whether you are selling a product, service, or any affiliate program, without traffic, you can not succeed. You do a lot of things to get traffic. You might have tried the following to get the traffic:

- Yahoo Answers
- Article submissions
- Directory submissions
- Forum posting
- Video submission
- Classified ad posting
- RSS feed and much more...

... and have wasted a long long hours. But, did you get the desirable traffic? ***No, Not at all!***

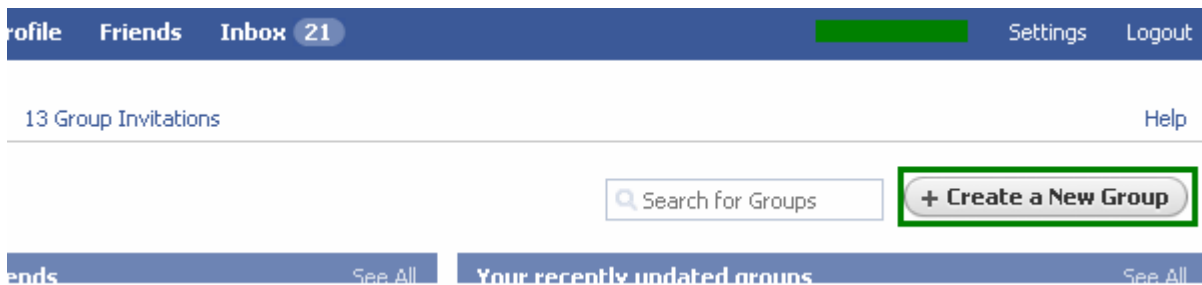
But, here I would like to explain you a method of getting tremendous traffic from Facebook. ([visit now](#)) There are millions of people using Facebook, today. NO doubt, it is a number one social networking website. If you check its ranking in *Alexa* ([visit now](#)) then you will find that it is in the world's top 10 websites.

It is having a very high potential so, everyone uses its different methods and experiment a lot to get traffic via Facebook. But my method is different. I did a lot of research on it, planned it and then applied it. Here you are having cream, by reading this e-book because I have described each and everything in detail, whatever I did to get immense traffic from Facebook. You will also see the screenshots of traffic, gmail account, Paypal account and much more relevant things. I would like to tell you that I applied this method Just 10 days ago and the results were ***TERRIFIC!!***

I added thousands of members to my Facebook Group in few days only and got wonderful traffic to my website and ultimately huge amount of sales.

So, are you ready?

1. Ok, First of all you need to create a new account at **Facebook** ([visit now](#)) You might have an account already, but still I would recommend to create a new account. Fill all the required information etc. You can also insert a hyperlink to your website in your profile.
2. After you have created your account, you need to create a Facebook Group, it is very simple. Login to your account and visit group creation page. ([visit now](#)) Click on the option 'Create a new group' as shown in the picture below.



3. The name of your group should be very simple and should depict, What this group is all about. I am suggesting few group names according to your niche.

Niche	Suggested Facebook Group Name
Making Money	Money Freaks
Lose Weight	Get Slim Now
Search Engine Optimization	A-Z SEO services

Tip: Name should be simple and easy to remember.

Make sure that you have mentioned and have inserted a hyperlink to your website in your Facebook Group. Write some messages, tell people about your group & website and post them in your group.

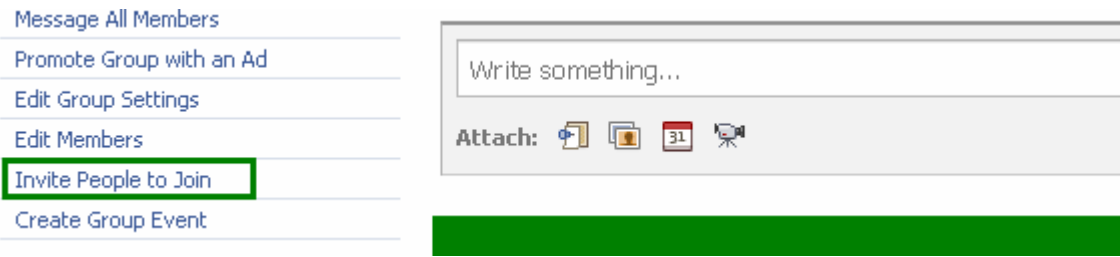
4. The work related to making Facebook group is complete now. After creating your Facebook group and naming it, now you need to invite people, who are interested in your niche. Always remember one thing that if you invite 100 people daily then only 10 people will be joining you i.e. *only 10%*. This is the minimum figure, because I want to give you everything assured. So, If you want 20000 people joining your group, in a month, then you need to invite 200000 people in a month.

Don't you find it **CRAZY!** 🤪 But, believe me, thereafter you need never to invite anyone. If your Facebook group reaches at this level, it will become autopilot and near about 100 more people will be joining you everyday, without any efforts. This is all based on my personal experience. Now, the problem is that to invite 200000 people in a month you need to invite 7000 people daily. Can you manage it? **Don't worry!** This is the same from where the trick begins. We know that it is not possible to invite 7000 people one by one. But, what about **all at once?** 😊

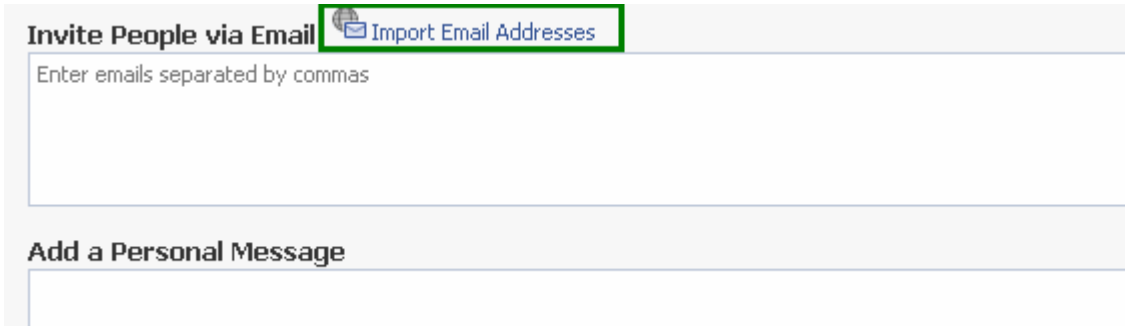
5. Facebook gives us an option to **upload** the file containing email IDs of the people you want to invite. But, can you arrange daily 7000 new email IDs? **Ofcourse Yes!** Today, there are a lot of softwares available on the internet, which can harvest email IDs from the websites and blogs and can provide you. If you visit Google and find by using keywords like 'Email harvester' etc. then you will find many such kind of softwares. ([visit now](#)) I can name here, some of the softwares, in case you are not interested in searching. Softwares like **Email Spider**,

Email Extractor and many others are there which can be used for this work, but they harvest email IDs from the websites and blogs and those email IDs also contain emails of companies, firms etc. which will not be of any use in our case. On the other hand, everytime when you will search using such kind of software they will bring same results from the internet. So, we will be using softwares that generate **new** email IDs everytime using names of the people. Again, there are many softwares available like **emailsmartz** email generator, **Fast Email IDs generator** and **SharkGen E-mail Generator** etc. You can select any of those but I used **Acute Email IDs Production Engine** ([visit now](#)) because I found it the cheapest but still the most effective. Although, it all depends upon you which software to choose but, I have written this e-book keeping in mind the software I used only, and have no idea about other softwares.

6. Now, after you have *Acute Email IDs Production Engine* you are ready to have thousands of email IDs *daily*. It will be in your hands, how much email IDs you want. I used this software for 6 days only and got 15000 email IDs generated per day, you can generate more or less as you want.
7. Export your email IDs and these will be saved in a text file. We will use this file to invite people to your Facebook group. According to your plan, you can save any number of email IDs in the text files but as I said, I used to have 15000 email IDs generated and saved in a text files, everyday. It took only 10 minutes of mine per day.
8. Now open your Facebook group page, there will be an option 'invite people to join' as shown in the picture, click on it.

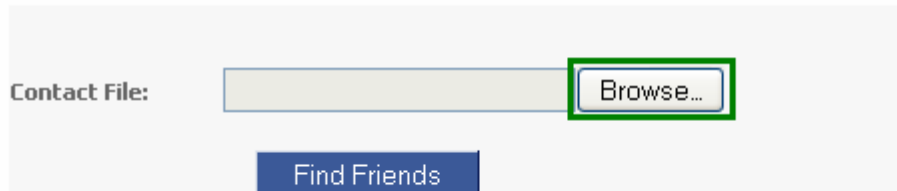


9. At the next page, click on the option 'Import Email Addresses'



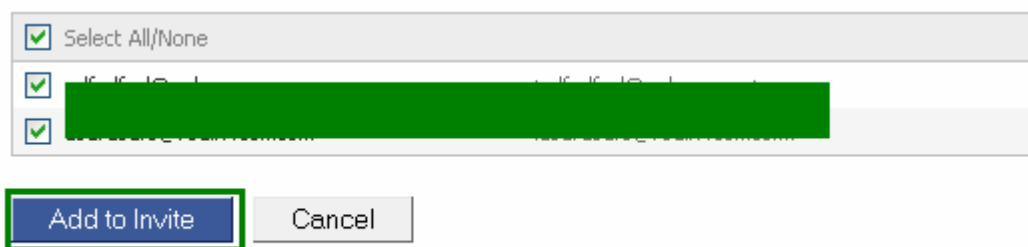
10. Now, to **upload** a file, browse & choose the text file in which you have saved the email IDs.

Upload a contacts file below and Facebook will securely import your contacts.
[How to create a contact file...](#)

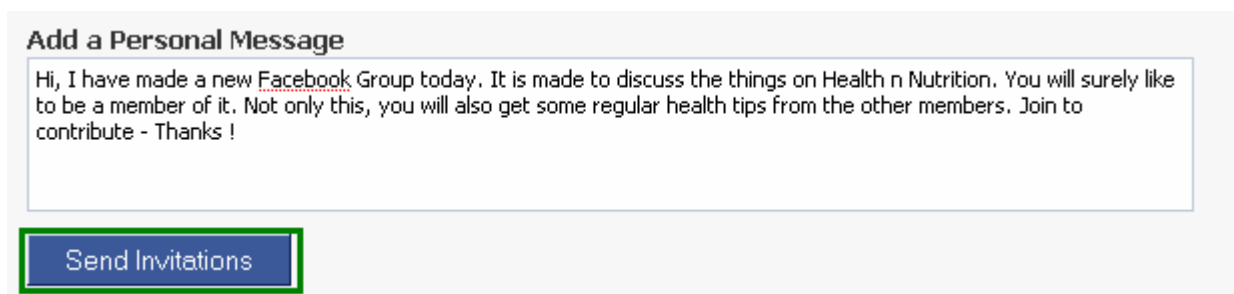


Tip: You need to be patient, Facebook will take some time to upload and add the contacts. 😊

11. Facebook will show you all contacts added. Now press 'Add to invite' as shown in the screenshot below.

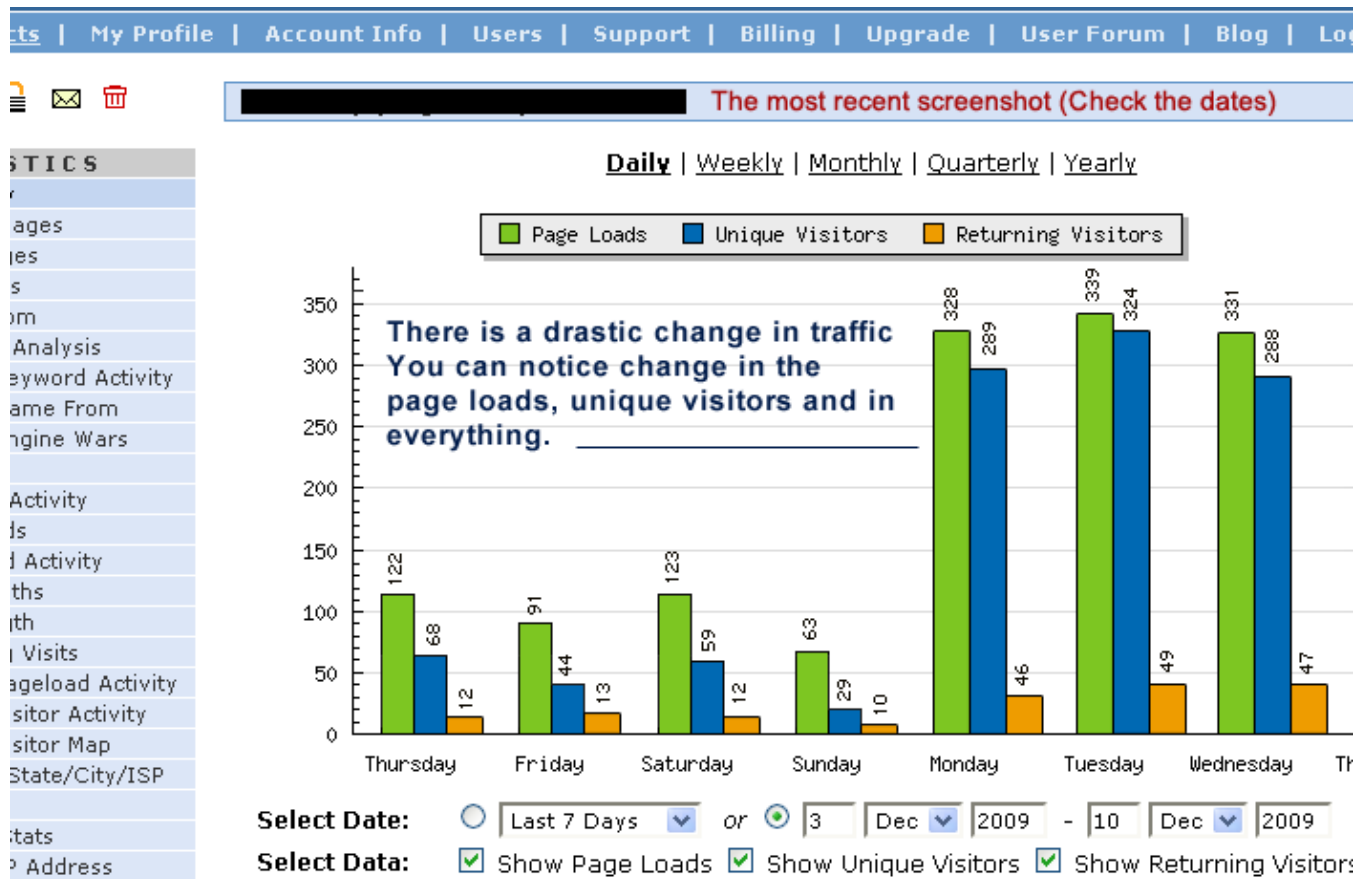


12. After adding all emails, write a decent, interesting but friendly message and just push '**Send invitations**'. Using this feature Facebook will send invitation to thousands of people and it does not matter, whether it is 1000, 10000 or 100000.



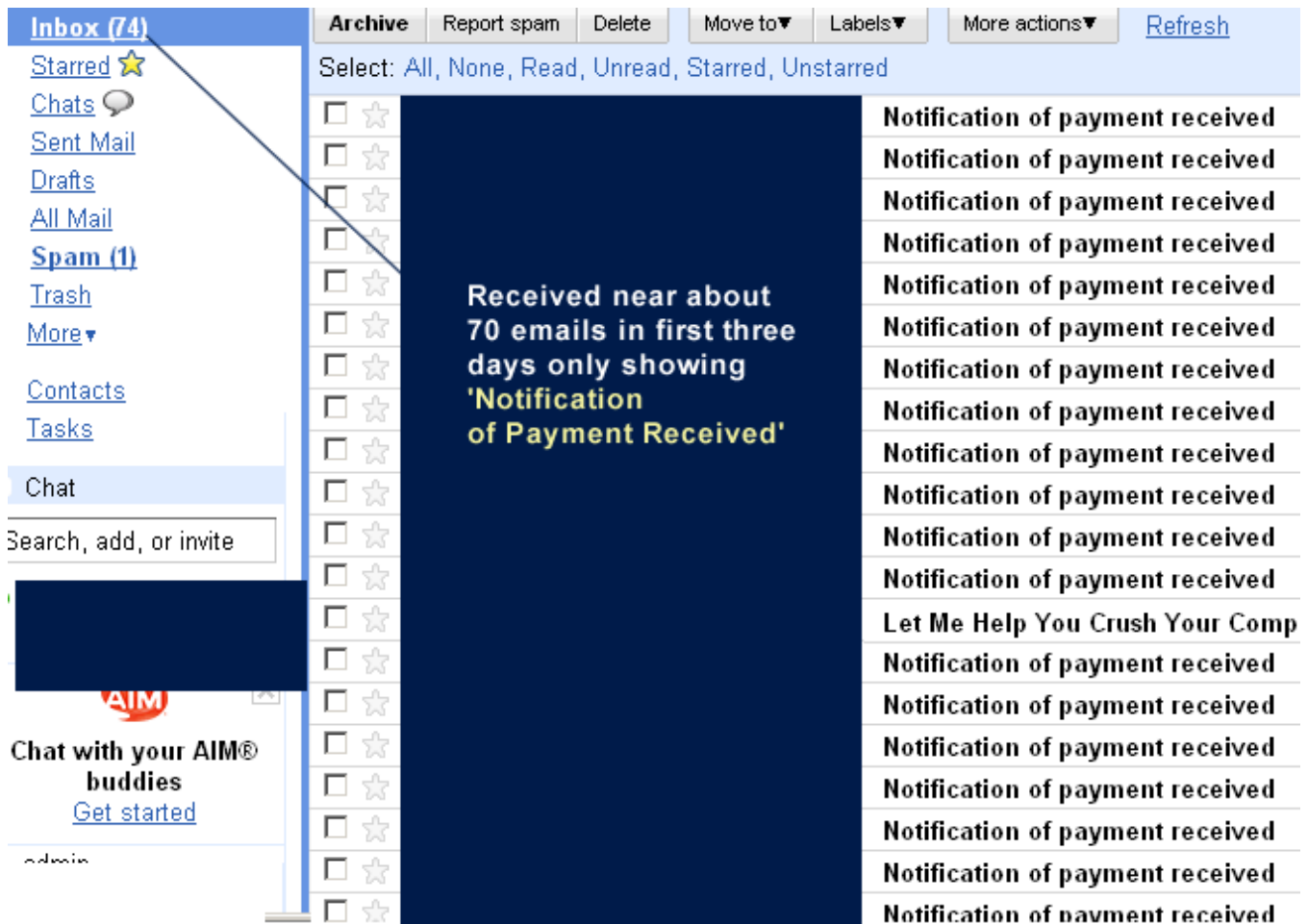
13. **Your work is over!!** Now, just wait for 24 hours, and the next day when you will open your Facebook Group you are **bound to get amazed!!** Thousands of people have joined your group and when you will check your stats then *you will be shocked!* 😊 There is a tremendous growth in the number of *Unique Visitors*. It all depends upon you, how many email IDs you generate in a day and use it. The more email IDs you generate, the more invites you send, the more visitors will be there.

I used this method first time on **7th of Dec. 2009**, means this month only and the website which I wanted to make popular via Facebook was that one on which, I was selling an e-book on '*Health & Nutrition*', the price of the e-book was only **\$4.99** I had to visit out of city on 7th Dec. evening & I could not check my email on 7th and 8th of Dec. But when I returned the first thing that I did was checking my traffic stats and I found *very very impressive results. I almost jumped in air!!*

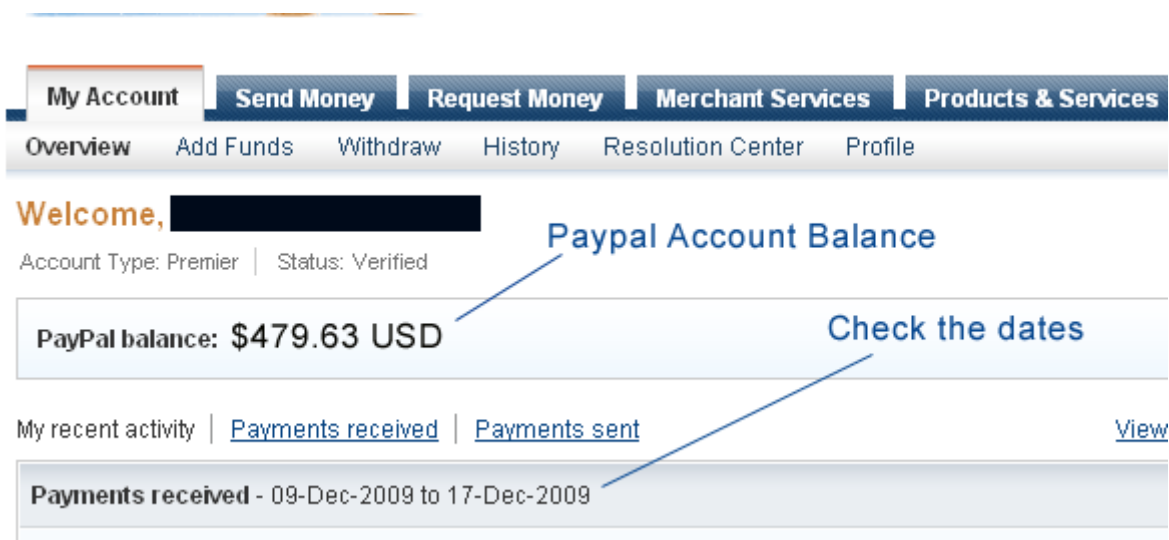


I was so excited with my traffic stats, and I was sure that some sales might have been there. But when I checked the email on 9th of Dec. 2009, It was full of emails received from Paypal. In 3 Days I got *near about 70 sales*.

The picture of my Gmail a/c was as under:



... and this was the picture of my PayPal Account 🤖



Here is a detailed screenshot of my **Paypal Account**

<input type="checkbox"/>	Date	Type	Name/Email	Payment status	Details	Order status/Actions	Gross
<input type="checkbox"/>	09-Dec-2009			Completed	Details		\$4.99 USD
<input type="checkbox"/>	09-Dec-2009			Completed	Details		\$4.99 USD
<input type="checkbox"/>	09-Dec-2009			Completed	Details		\$4.99 USD
<input type="checkbox"/>	09-Dec-2009			Completed	Details		\$4.99 USD
<input type="checkbox"/>	09-Dec-2009			Completed	Details		\$4.99 USD
<input type="checkbox"/>	09-Dec-2009			Completed	Details		\$4.99 USD
<input type="checkbox"/>	09-Dec-2009			Completed	Details		\$4.99 USD
<input type="checkbox"/>	09-Dec-2009			Completed	Details		\$4.99 USD
<input type="checkbox"/>	09-Dec-2009			Completed	Details		\$4.99 USD
<input type="checkbox"/>	09-Dec-2009			Completed	Details		\$4.99 USD
<input type="checkbox"/>	09-Dec-2009			Completed	Details		\$4.99 USD
<input type="checkbox"/>	09-Dec-2009			Completed	Details		\$4.99 USD
<input type="checkbox"/>	09-Dec-2009			Completed	Details		\$4.99 USD
<input type="checkbox"/>	09-Dec-2009			Completed	Details		\$4.99 USD
<input type="checkbox"/>	09-Dec-2009			Completed	Details		\$4.99 USD
<input type="checkbox"/>	09-Dec-2009			Completed	Details		\$4.99 USD
<input type="checkbox"/>	09-Dec-2009			Completed	Details		\$4.99 USD
<input type="checkbox"/>	09-Dec-2009			Completed	Details		\$4.99 USD
<input type="checkbox"/>	09-Dec-2009			Completed	Details		\$4.99 USD
<input type="checkbox"/>	09-Dec-2009			Completed	Details		\$4.99 USD

PROOF OF THE SALES MADE FROM FACEBOOK TRAFFIC
MADE NEAR ABOUT 70 SALES IN FIRST 3 DAYS

Email IDs of the customers have been made hidden intentionally.

In 10 days I added near about **24000 friends** in my Facebook Group using the same method daily. Facebook banned my account on **16th of Dec. 2009** but till then I had already made **\$1625** 😄 Now, I am planning to make a new website and this time my target will be the webmasters and I will be selling an e-book on 'SEO tips' and will use more email IDs to invite more people and will keep the price at **\$9.99**, if everything goes according to the plan, then I will be able to make near about **\$4500** this time.

So, this was everything about getting traffic via Facebook that really **CONVERTS!!**



Now let's have a look at some **FAQs:-**

Q. Is it called Spamming?

A. Yes, but it will neither harm you nor your website SE ranking. Because you are not going to email people with a link to your website. It will only and only get you hundreds of UVs and a large amount of sales.

Q. Will facebook ban my account?

A. Yes, It might happen, that's why I suggested to create a new account at the beginning of this e-book.

Q. Is there any investment required to buy any software, mentioned?

A. I spent a little amount only on buying the software for generating email IDs. But, it returned me many times more. It was a decent investment.

Q. What are the chances that Facebook members will buy my product?

A. It all depends upon you, your website and product and its price etc. I can not say anything. But, in my case, I compared stats and sales for the first 3 days only and found that conversion rate was 7% because in first three days, I received near about 1000 UVs and made near about 70 sales.

Q. Ok, Thanks for this e-book, can I resell it?

A. Yes, this e-book contains resale rights. Price of this e-book includes resale rights.

Thanks for buying and reading this e-book.

All the best!

Regards!